


AZZA

ONE VISION. ONE MISSION



ARC 241

MID-TOWER GAMING CASE

USER MANUAL



www.azzatek.com

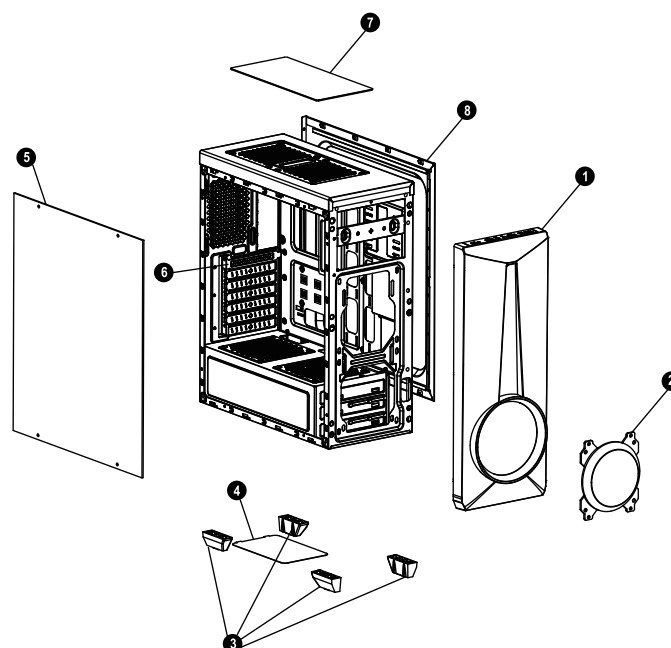
Installation Instructions

1. Specifications
2. Chassis Parts
3. Control Panel Functions
4. 3.5"/2.5" HDD Installation
5. Cooling System Installation
6. Digital RGB Fan Installation

Specifications

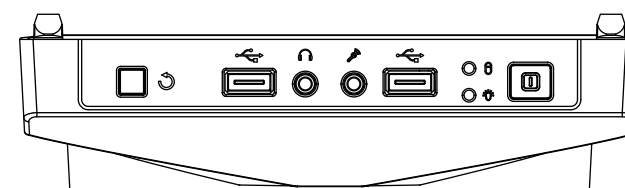
Model	
Model Name	ARC 241
Model Number	CSAZ-241 / CSAZ-241G
Specifications	
Type	ATX Mid Tower
Color	Black(exterior)/Black(interior)
Side Panel Window: CSAZ-241	Transparent Acrylic with rubber mounts
Side Panel Window: CSAZ-241G	Tempered Glass with rubber mounts
Max CPU Cooler Height	Up to 155mm
Max Video Card Length	Up to 340mm long video card
Power Supply	Not included
Motherboard Compatibility	ATX, Micro ATX
Expansion	
External 5.25" Drive Bays	0
Internal 2.5" Drive Bays	Up to 3
Internal 3.5" Drive Bays	Up to 3
Expansion Slots	7
Top Ports	1xUSB3.0, 1xUSB2.0, HD Audio
Physical Specifications	
Dimensions (HxWxD):	480x197x427mm / 18.9x7.8x16.8 inches
Weight: CSAZ-241	3.8kg/8.4lbs
Weight: CSAZ-241G	4.8kg/10.6lbs
Features	
Digital RGB Light Effects	Digital RGB light on the front.
Left Side Panel	Transparent acrylic for CSAZ-241, tempered glass for CSAZ-241G. High-quality transparent side window allows for clear visuals to inner components.
Available Fan Ports:	2x120mm ports on the Top 3x120mm or 2x140mm ports in the Front (1x120mm built-in automatic lighting mode digital RGB Fan included) 1x120mm Fan port in the Rear
Dust Filters	Removable (Magnetic) dustproof net on the top and dustproof PVC Net on the bottom of chassis
Water Cooling	Supports radiators up to 240mm in front
Isolated Chamber	Power supply is housed inside its own isolated chamber, preventing its heat from affecting other components
Easy Installation Cooler	A pre-cut hole for easy installation of CPU Cooler, eliminating the need to remove the motherboard

Chassis Parts



1	Front bezel
2	Acrylic cover
3	Case feet x4
4	Dust filter
5	Transparent acrylic side panel for CSAZ-241 Tempered glass side panel for CSAZ-241G
6	PCI slot cover
7	PVC dust filter with magnet
8	Right side panel

Control Panel Functions



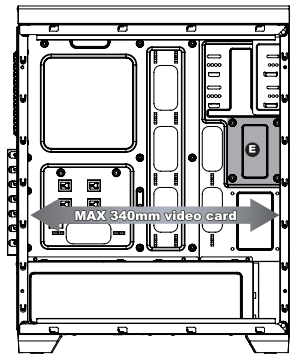
	POWER
	RESET
	HDD LED
	POWER LED

	USB3.0(Blue)
	USB2.0(Black)
	Mic
	Audio

AZZA

ONE VISION. ONE MISSION

3.5"/2.5" HDD Installation



•Supports up to 340mm long video cards.

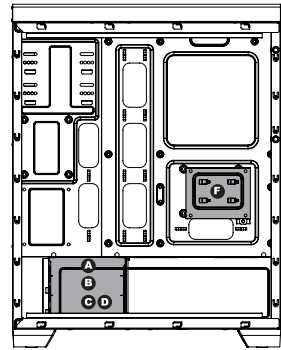


3.5"

or



2.5"




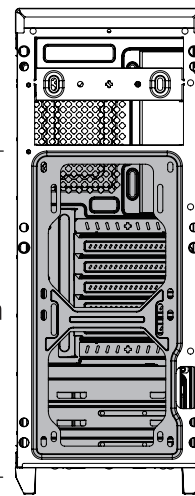
•Supports 3.5" HDD X3 (A B C)

•Supports 2.5" Devices X3 (1 2 3)

Cooling System Installation


Front

Max Height of Water Cooling
240 mm

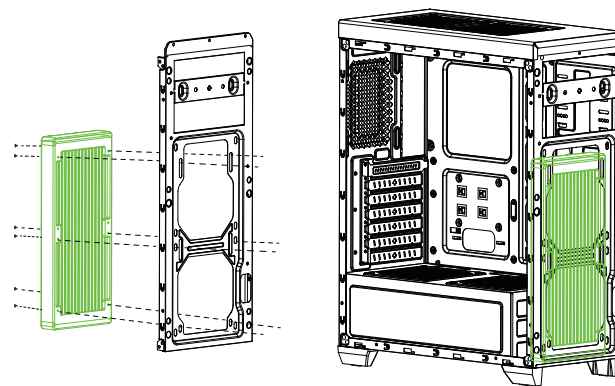


120mm x2

OR



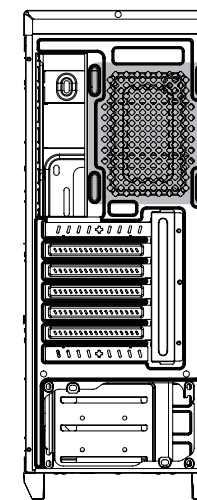
140mm x2




Cooling System Installation

Rear

Max Height of Water Cooling
120 mm


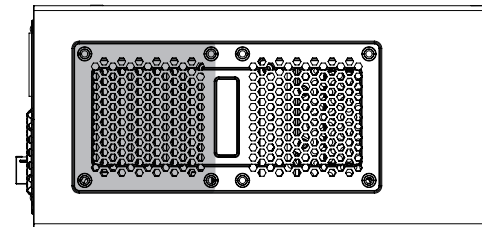


120mm x1



Top

Max Length of Water Cooling
120 mm

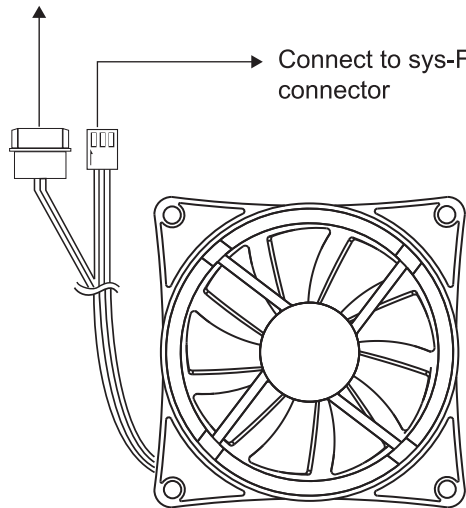


120mm x2

Digital RGB Fan Installation

Connect to power molex connector

Connect to sys-Fan of MB connector



Connect to a molex connector, or a 3-pin connector.

