

HURRICANE RGB



USER MANUAL

HURRICANE RGB

Patented Design

VORTEX AIR (Taiwan Patent NO. M448889)

To help improve cooling performance, our patented Shark Teeth design helps channel the air into a concentrated stream for more powerful air flow.

SILENCE

Special patented grooves carved into the fan blades help reduce noise levels up to ten percent!

SYNC RGB (Taiwan/China Patent applying)

By plugging the HURRICANE RGB fan into a RGB-compatible motherboard, lighting and fan speed can be controlled directly, without the need for additional hardware.

CYLINDRICAL LIGHTNING (Taiwan/China Patent applying)

More light is better. With a frame made of acrylic material, the RGB lighting is spread all throughout the fan's frame, giving a clean, uniform look.


LUMI BOX AND SOFTWARE

Even without a RGB-compatible motherboard, controlling our fan is a breeze using our LUMI control box (sold separately), coupled with the LUMI mobile app for Android and iOS devices.

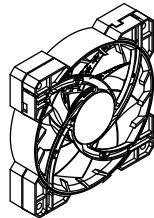
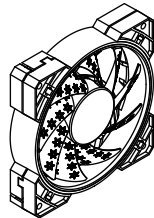

Model Name	HURRICANE RGB
Model Number	FNAZ-12RGB
Rated Voltage	12V
Fan Speed	800-1800 RPM
Max. Air Pressure	1.79 mm-H2O
Max. Air Flow	56.12 CFM
Max. Noise Level	29.8 Db-a
Bearing Type	Fluid Dynamic Bearing (FDB)
Life expectation	60,000 hrs,40°C
Connector	4-PIN PWM 4-PIN RGB: Male & Female
Fan Dimension	120x120x25mm
Weight	200g

EXTERNAL VIEW

Front

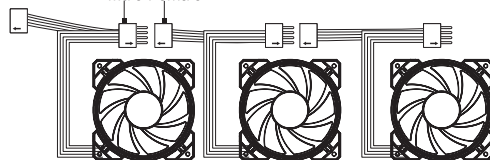


Back



PARALLEL CONNECTION

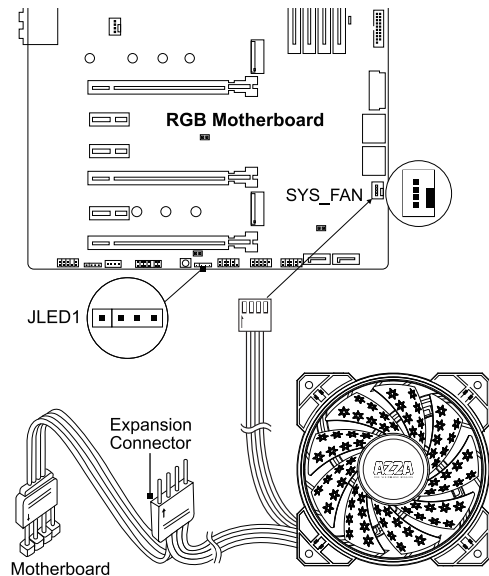
Male Female






INSTALLATION

•If you have an RGB-compatible motherboard, then you can connect the Hurricane fan's 4-pin connector directly into your motherboard. You can then adjust fan speeds and colors using your native fan control software.



•If you have our LUMI control box, then you can connect the 4-pin cable from the fan directly into the LUMI instead. You can then control fan speeds and colors using our free LUMI mobile app.



<http://www.azzatek.com>

